

MONO WALL WASHER

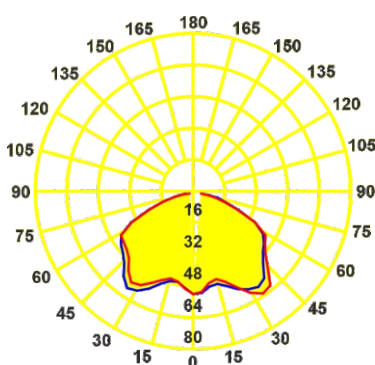
Dlinear is an energy efficient linear wall washer capable of creating Dramatic, customized lighting effect and patterns with the option of wide category of optics near far, narrow wide applications can be lit up creating mesmerized memory.



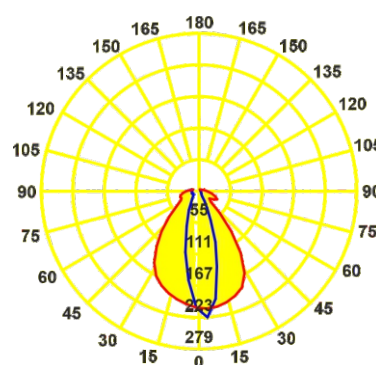
TECHNICAL DATA

Product Code	Power (W)	Voltage (V)	Luminous Flux (lm)	Beam Angle (Degree)	CCT	Luminous Efficacy (lm/v)	CRI
DL464640XWW 1020XXXX	40	220-230	≥4000	20°/60°, 60°/90°, 50°/70°/Sym/Asym	2700-3000K	≥ 100	70

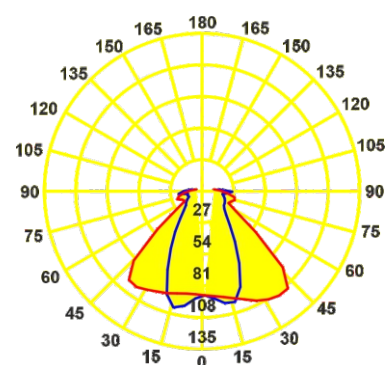
POLAR PLOT



20°/60°



60°/90°



50°/70°

TECHNICAL DATASHEET



ELECTRICAL	
LED Wattage (W)	>1-<3W
Operation Input Voltage(VAC)	140-270VAC
Operating input frequency range(Hz)	50-60Hz
Total Harmonic Distortion (%)	<15%
Power Factor	>0.9
Driver Efficiency	>85%
Driver Isolation	Yes
Over Voltage protection	Yes
Under voltage protection	Yes
Short circuit protection	Yes
LED Open circuit protection	Yes
Surge Protection	4kV
Electrical Class	Class 2US, Class 2 EU
Electromagnetic Compliance (EMC)	EN 55015:2013/A1:2015, EN 61000-4, -3,-4, -5, -6, -8, -11:2014, EN 61000-3 -2, -3:2013
OPTICAL	
LED	Osram, Seol, Refond, Lattice Power or Equivalent
Color Temperature (K)	2700K-3000K
CRI	>70
Beam Angle	20°/60°, 60°/90°, 50°/70° ,Sym,Asym
Optic Material	PC/PMMA
Protector	Toughened Glass
Dimension (LXWXH) mm	1000X46X46 mm
ENVIRONMENTAL	
Working Temp.Range	-10 deg to +45 deg C
Working Humidity Range	0-95%
Life of Junction temperature @85 deg C	60000 hours
MECHANICAL	
Housing	Aluminium Extrusion
IP Rating	IP66
IK Rating	IK07